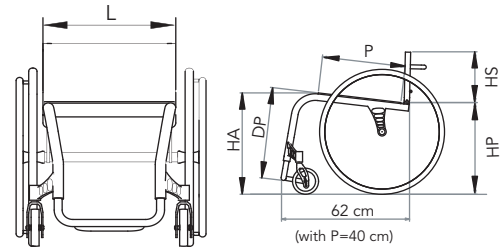


Dealer

Key standard option

EOS

	<input type="checkbox"/> EOS FIX	<input type="checkbox"/> EOS ADJ
L Seat width	<input type="checkbox"/> 34 <input type="checkbox"/> 36 <input type="checkbox"/> 38 <input type="checkbox"/> 40 <input type="checkbox"/> 42 <input type="checkbox"/> 44	
P Seat depth	<input type="checkbox"/> 36 <input type="checkbox"/> 38 <input type="checkbox"/> 40 <input type="checkbox"/> 42 <input type="checkbox"/> 44 <input type="checkbox"/> 46	
HS Back-rest height	<input type="checkbox"/> 27 <input type="checkbox"/> 29 <input type="checkbox"/> 31 <input type="checkbox"/> 33 <input type="checkbox"/> 35 <input type="checkbox"/> 37 <input type="checkbox"/> 39 <input type="checkbox"/> 41	
HA Front seat/floor height	<input type="checkbox"/> 46 <input type="checkbox"/> 48 <input type="checkbox"/> 50	
HP Rear seat/floor height	<input type="checkbox"/> 40 <input type="checkbox"/> 42 <input type="checkbox"/> 44 <input type="checkbox"/> 46 <input type="checkbox"/> 48	
DP Foot-rest/seat distance	<input type="checkbox"/> 37 <input type="checkbox"/> 39 <input type="checkbox"/> 41 <input type="checkbox"/> 43 <input type="checkbox"/> 45 <input type="checkbox"/> 47 <input type="checkbox"/> 49	



- Frame colour**
- Shiny titanium Glossy black **(1)**
 - Pearl white Matte black
 - Natural titanium
 - (see "Colours" catalogue)
 - Neon green Neon orange

- Back-rest: Upholstery**
- Tension adj nylon
 - Breathable tension adj
 - Without back-rest:
 - FAMEKH** (separate order form)
 - other seating system
- Seat:**
- Fix (stand.) **(2)**
 - Without seat
 - Carbon fibre

- Back-rest upholstery colour** **(3)**
- Black
 - Coloured (nylon)..... colours: orange, red, green, cornflower, light blue
 - Coloured (breath.)..... colours: red, dry green, grey

- Tubular single titanium foot-rest** **(4)**
-
- Open
 - Carbon fibre closed
 - Tilt adjustable Carbon fib.closed

- Pushing handles**
-
- Without pushing handles
 - Fixed pushing handles
 - Height adjustable pushing handles
 - Foldable pushing handles **(5)**

- Distance between the hub centre and back-rest** **(6)**
-
- 9 cm (standard)
 - 0 cm (biamputated)
 - 3 cm
 - 5 cm
 - 7 cm
 - 11 cm
 - 12 cm

- Back-rest tilt** **(7)**
-
- 89°
 - 91° (standard)
 - 93°

- Front frame angle** **(8)**
-
- 83° A = 14 cm (standard)
 - 75° A = 19 cm

- Rear wheel camber** **(9)**
- 1° 2° 3° 4°
 - Quick rel. axles Ø 12 mm (default)
 - Quick rel. axles Ø 1/2" (12,7 mm)
 - Cambered bushes length 42 mm (default)
 - Cambered bushes length 50 mm

- Revolving anti-tip device** **(10)**
-
- Right
 - Left

- Side guards** **(11)**
-
- Aluminium with carbon fibre wing
 - Detachable with carbon f.wing
 - Alumin. with straight carbon fibre
 - Detachable w/straight crbn.f.

- Height adjustable from 22 to 28cm "L" arm-rest, detachable** **(12)**
-
- Tip-up
- Elbow-rest**
- Tubular
 - Straight (26 cm long)
 - Classic (23 cm long)
 - Classic (30 cm long)

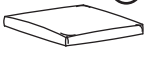
- Brakes** **(13)**
-
- Scissor brake
 - Composite brake
 - Standard
 - Pull brake



- Pockets** **(14)**
-
- Seat pocket
 - Big under the seat
 - Back-rest pocket

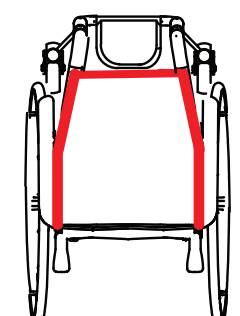
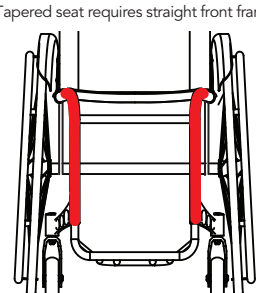
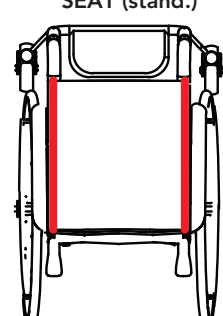
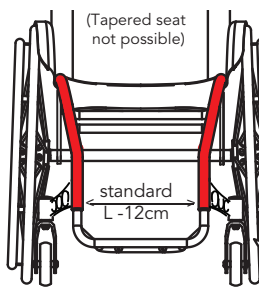
- Backrest bar** **(15)**
-
- Custom: dia.....mm
P (bar).....cm;
H (bar).....cm
 - Standard: dia 19mm
P (bar) 7,5cm;
H (bar) 19cm.

Notes

Dealer _____

<p>Rear wheels (16)</p> <p><input type="checkbox"/> 24" Ultralight (24 spokes)</p> <p><input type="checkbox"/> 24" Light (24 spokes)</p> <p><input type="checkbox"/> 24" Star 6x3 (18 spokes, silver or black)</p> <p><input type="checkbox"/> 24" (36 spokes)</p> <p><input type="checkbox"/> 24" Mountain-bike with Citybike tyre</p> <p><input type="checkbox"/> 24" Mountain-bike with Offroad tyre</p> <p><input type="radio"/> 24" Spinergy spokes colour.....(black stand.)</p> <p><input type="radio"/> 25" Spinergy spokes colour.....(black stand.)</p> <p><input type="radio"/> 25" Light (24 spokes) black</p> <p>Tyres</p> <p><input type="checkbox"/> Pneum. Marathon Plus</p> <p><input type="checkbox"/> Pneum. high pressure Smooth</p> <p><input type="checkbox"/> Pneum. high pressure Plugged 24"</p> <p><input type="checkbox"/> Pn.Schwalbe Right Run 24"</p> <p><input type="radio"/> Solid KIK 24" not available for Ultralight wheels</p>	<p>Pushrims (17)</p> <p><input type="checkbox"/> Aluminium silver</p> <p><input type="checkbox"/> Aluminium dark</p> <p><input type="radio"/> Chromium-plated steel 24"</p> <p><input type="radio"/> Rubber coated</p> <p><input type="radio"/> Titanium</p> <p><input type="radio"/> Carbolife CURVE L 24" *</p> <p><input type="radio"/> CL Curve L TetraGrip 24" *</p> <p><input type="radio"/> CL Quadro rubber ctd 24" *</p> <p><input type="radio"/> Carbolife GEKKO 24" *</p> <p><input type="radio"/> Silicon covers 24"</p> <p><small>* Carbolife: only GEKKO suitable for Star 6x3 * Carbolife not suitable for Mountainbike wheels</small></p>	<p>Spokes guards (18)</p> <p><input type="radio"/> Transparent 24"</p> <p><input type="radio"/> Black 24"</p> <p><input type="radio"/> Fantasy</p> <p>code pattern</p> <p>(see catalogue of spokeguards)</p> <p>Anodized set (20) (Rear wheel hub & rims if LIGHT 24", sideguard supports, forks and fittings)</p> <p><input type="checkbox"/> Black (only 24" Light wheels)</p> <p><input type="checkbox"/> Silver</p> <p><input type="radio"/> Light blue</p> <p><input type="radio"/> Red</p> <p><input type="radio"/> Orange</p> <p><input type="radio"/> Cyclamen light purple</p>	<p>Front castors (19)</p> <p><input type="checkbox"/> 80 (3") solid</p> <p><input type="radio"/> 80 (3") solid with lights</p> <p><input type="checkbox"/> 100 (4"x1.1/4) solid with plastic rim</p> <p><input type="radio"/> 100 (4"x1) solid with lights</p> <p><input type="checkbox"/> 100 (4"x1.1/4) solid with alum. rim</p> <p><input type="checkbox"/> 125 (5"x1.1/4) solid with plastic rim</p> <p><input type="checkbox"/> 125 (5"x1.1/4) solid with alum. rim</p> <p><input type="radio"/> 125 (5"x1) solid with lights</p> <p>Lined cushion (21) in foam polyurethan </p> <p><input type="radio"/> 3 cm high</p> <p><input type="radio"/> 5 cm high</p>
--	--	---	--

<p>STANDARD SEAT <input type="checkbox"/></p>  <p>(carbon fibre rigid seat only suitable for standard seat)</p>	<p>ERGO SEAT (22) <input type="checkbox"/></p> 
---	--

<p><input type="radio"/> TAPERED SEAT (23)</p>  <p>(Tapered seat is possible only if the seat width is not lower than 36cm)</p> <p>Tapered seat requires straight front frame:</p> 	<p><input type="checkbox"/> STRAIGHT SEAT (stand.) (24)</p>  <p>Y SHAPED FRONT FRAME (standard)</p> <p>(Tapered seat not possible)</p>  <p>standard L-12cm</p> <p>Custom front openingcm</p> <p><input type="radio"/> Reinforced frame (max load 100-120 Kg)</p>
--	---

Options

26 "M+F" velcro strips (hook and loop) on seat

27 "M" velcro strips (hook) on seat

28 "F" velcro strips (loop) on seat

29 Padded rigid cushion h 5

30 Chest harness

31 Chest belt

32 Abductor belt

33 Catheter holder pocket

34 Rx Lx Crutch holder

35 Pump for pneumatics

36 Suitcase holder

37 45° pelvic belt

38 45° padded pelvic belt

39 Black backpack

40 Umbrella holder

41 Front protective covers

7,5 kg configuration (FIX)

7,8 kg configuration (ADJ)

- Wheelchair 38x40x31 cm
- Nylon upholstery
- Frame Colour: Shiny Titanium
- Open foot-rest
- Without pushing handles
- Aluminium side guards with carbon fibre wing
- Scissor brakes
- Ultralight wheels
- Smooth high press. pneum. tyres
- Ultralight pushrim
- 80 mm front castors
- Without pockets
- Max load: 100 kg

Notes

.....